

# CHAMPION

## Dimensions & Weights

<b>WEIGHTS</b> .....	Kg
Top .....	2.72
Work Top / Shelf .....	1.68
Bottom .....	1.30
Body Panel.....	6.90
Pole Set (four pieces) J .....	2.42
Header.....	1.28
Round Tray.....	0.95
Bag.....	1.58

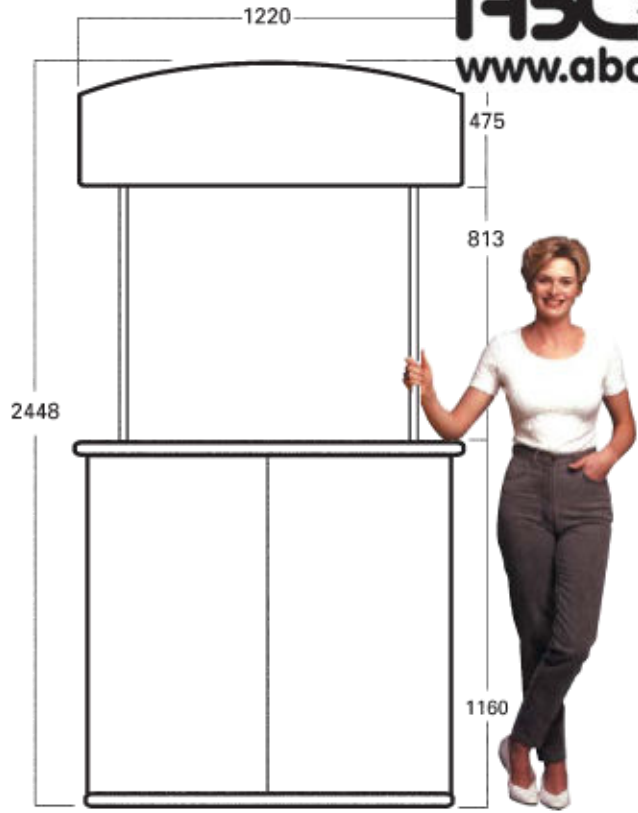
### PACKING

Individual Reusable Carton .....	4.00
External Measurements	
1250mm x 625mm x 215mm	

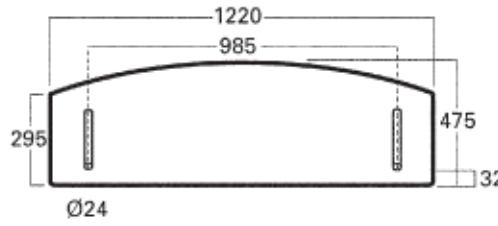
Round Tray Carton.....	0.45
External Measurements	
523mm x 523mm x 83mm	

Bulk packaging, dimensions and weight dependent on number of units required.

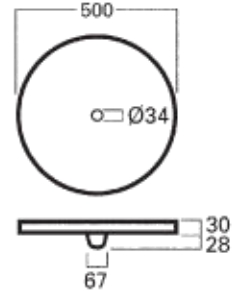
*Weights and measurements quoted are approximate.*



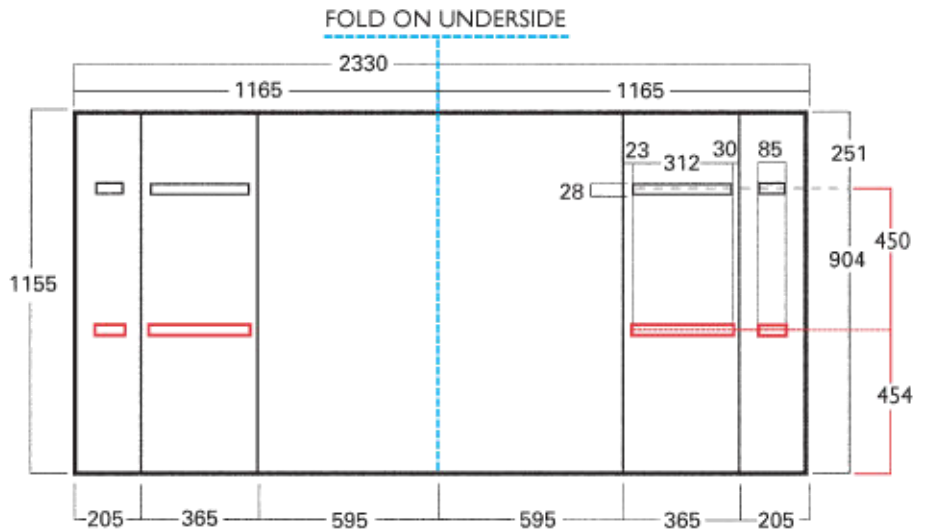
**UNIT AND HEADER**



**HEADER**



**ROUND TRAY**



**GRAPHIC SIZE FOR ONE AND TWO SHELF UNIT**

ALLOW 37.5mm FOR TOP AND BOTTOM

